



This Issue

- Workshop – Lyric Kinard.....Oct. 2nd
- Lecture – Lyric Kinard.....Oct. 3rd
- Sew-in.....Oct., 17th
- Happy Hour.....Oct. 30th
- Philanthropy DayNov. 7 & 21
- WQ Officer & Chairman Reports
- Feature Member Interview
- Virtual Quilt Shows, Lectures, & Classes
- Call for Entries
- Neighborly Guild Calendar
- WQ Member Article

Safer at Home Edition #7



Virtual Quarterly Meeting
Lyric Montgomery Kinard
<http://www.lyrickinard.com/>
"Elements Of Art For Every Quilter"
Saturday, October 3, 2020
10:00am to 12 pm.
 Join us early at 9:30 to socialize!
 Zoom meeting invitation will be sent to all members



Upcoming Workshops & More



- **Lyric Montgomery Kinard workshop "Bead it Like You Mean it"**, on **Friday, October 2**, from 10:00am to 1:00pm. details and supplies on page 5
- **General Meeting on Saturday, October 3rd** at 10am when **Lyric Montgomery Kinard** gives her lecture "Elements of Art". Kick-start your creativity and learn about the basic elements and principles of good design. Learn why some colors fizz while others explode, why some quilts calm and some excited. This lecture will help you learn few simple tools from the artist's kit that will help take you take your work, whether traditional or contemporary, to the next level. Zoom invitation Link including ID and Password will be sent to all WQ members for this free lecture.
- If you have a quilt to share at the Quarterly Meeting for the "Quilter's Showcase", please send the photo ahead of time to Del at quilterdel@aol.com. She will compile the photos to be shown and you will be able to talk about your quilt as it is shown
- **WQ Philanthropy Day - "Giving For Thanksgiving"** A two-parter this year two weeks apart, **November 7th** 10am to noon and **November 21st** 1pm to 4pm. Join in over Zoom from your own sewing room to work on blocks and quilts for Philanthropy projects with time to work on them in between.
- **Sew-in! Saturday, October 17th** 1:00 – 4:00pm. WQ Zoom Sew-ins are a fun way to see familiar faces and what other members are working on. A Zoom link will be emailed to all members the day prior to the Sew-in. Pop in for the entire time, or just to say "Hi".
- **Friday Happy Hour, October 30th** 5 – 6pm! Grab your favorite beverage and enjoy the company of other WQ members. No agenda, just spend an hour chatting about topics that interest us all.



PRESIDENT'S MESSAGE

As we enter our seventh month of "Social Distancing" and nearing our Philanthropy month of "GIVING", I find that the talents we share can renew the spirit of hope and thanksgiving for others

I encourage you to participate in the philanthropy zoom on Saturdays, November 7th and 21st. We can all make a difference...even the smallest gift of giving can change the life of someone in need. Our donated quilts bring hope, comfort & compassion for so many. Our present recipients have benefited from these gifts and now the devastating fire survivors of California are experiencing a tremendous loss. But isn't this what WSQ is all about?



Wishing all our members peaceful times...THANK YOU for your generosity and please be safe.

Marianne Simpson,
President Westside Quilters of Los Angeles





Westside Quilters Quarterly Zoom Meeting
Westside Quilters presents a lecture with quilt artist and teacher

[Lyric Montgomery Kinard.](http://www.lyrickinard.com/)

<http://www.lyrickinard.com/>

"Elements Of Art For Every Quilter"

Saturday, October 3, 2020

10:00am to 12 pm.

Join us early at 9:30 to socialize!

Business meeting at 10am followed by Show & Tell and lecture
Zoom meeting invitation will be sent to all members

Artist's Statement

My goal as an artist is to remind humanity of the strength it possesses. In a world where too often, the images we feed ourselves are full of violence and fear, I strive to uplift. In a many layered process I gather intriguing materials both old and new. I marvel as plain cloth is transformed as it absorbs dye and paint. The meditative process of mark making with thread allows me to truly see and understand my materials and physically connect with my subject. Slowly order emerges from disarray, beauty from chaos.



The tactile nature of cloth, its texture, richness and malleability are what have drawn me to this medium. Fabric has a history almost as old as humankind; from birth to death we wrap ourselves in cloth. It brings us comfort and protection. It defines our individual identities.

Quilts hold a particular fascination for me. During a time when creative women were restricted from becoming artists, quilts became an acceptable means of expression; works of art imbedded in an object of utility. The cloth I layer and stitch is freed from utility. My cloth becomes a statement about the role of women, about the world around us and our vital place in it.

Biography


Lyric Montgomery Kinard is an award-winning artist with a passion for sparking the creativity that she knows each of her students possess. With playful support and gentle encouragement, she will take you through your first steps on a new path, seeing the world through the eyes of an artist. As an artist, author, and educator she transforms cloth into art in her studio and timid spirits into confident creatives in the classroom.



Lyric was recognized for her talents as the 2011 International Association of Professional Quilters Teacher of the Year and is the author of the book *Art + Quilt: design principles and creativity exercises*. She has written extensively for Quilting Arts Magazine, appeared on Quilting Arts TV, and The Quilt

Show. In her past life she was a musician, earned a BA in English Literature from the University of Utah and has also formally studied architecture. She currently lives in Cary, North Carolina with her husband and some of their five children.





A Live Virtual Workshop with:

Lyric Montgomery Kinard

<http://www.lyrickinard.com/>

Bead it Like You Mean it

Friday, October 2, 2020

10:00am -1:00pm

Workshop cost: \$45.00

*optional kit \$30 ***

Optional kit fee paid directly to Lyric Kinard

From the Comfort of Your Own Home via Zoom

Add beads of all shapes and sizes to your quilts and wearable art, easily and after you are done quilting. Here's the prize: no knots or mess on the back! Learn to embellish in a way that adds to the overall design instead of looking like an afterthought.

Students will create a small fabric flower collage on batting and learn different beading techniques such as solid line bead embroidery, attaching bugle beads, and creating a beaded bezel used to attach a cabochon to the fabric's surface.

Supply List:

- Seed beads: sizes 11, 15, & 6 OR - beads that your eyes can see and any needle that will fit through their holes!
- Bugle beads
- Cabochon, button (no shank) or flat bead, about 20mm diameter
- Long appliqué needle size 11 (Foxglove cottage straw needles are good)
- Thin cotton or cotton blend batting, 8"x8"
- Fusible Web, 8"x8" Paper backed (regular weight Wonder-under or your favorite brand)
- Two 8x8" squares of solid fabric, one for the flower, one for the background
- Nymo or Sylamide beading thread to match your beads or background fabric

Optional kits that include all of the above are available at this link: \$30.00 plus shipping

Please order 14 days before live class to guarantee timely arrival of your kit.

<https://lyric-art.myshopify.com/collections/beading-supplies>

Optional but Useful:

- Any interesting beads or embellishments you might have
- Thimble and needle threader
- Thread snips
- Rubber finger from an office supply store, helps pull your needle
- Lamp or magnifying lamp and extension cord



Leadership.....

What Day Is It?

Six months into the pandemic, and I find myself thinking a lot about time. A Professor of Behavioral Science at UCLA puts it this way: "The running joke is, you know, we used to have Monday, Tuesday Wednesday, Thursday, and now we just have Day, Day, Day, Day, Day. We've sort of lost our mental landmarks or temporal boundaries for days." He goes on to point out that our memory focuses to a large extent on novel events.

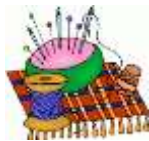
I don't know about you, but there are not too many "novel events" happening for me these days. It is no wonder the days seem to all run together until every day is Blursday! No trips to plan or to look forward to, no family gatherings, no holiday celebrations. Was that dentist appointment last week or was it last month? Did my husband just ask me once again, "What day is it today?"

One way I have found to help me overcome this problem is to schedule online quilting events/classes. There is so much out there – be it through our guild or other sources. Not only does it give me something to look forward to, it also provides me with new ideas and inspiration, all in the community of other quilters. All positive things in this decidedly not so positive time.

This pandemic is far from over, but eventually it will end. When it does, I don't think that returning to our normal sense of time will be a simple matter of winding clocks. Time has passed unevenly during the pandemic, and it will probably end the same way. But when it ends, at least I will have a large number of finished quilts that will mark the days and weeks and months that have gone by.

Happy quilting!

Barbara Marom-Pollack
Vice President



Evi Newmann	October 4
Karen Hass	October 4
Nancy Kawahara	October 6
Lisa Drew	October 15
Sandra Lauterbach	October 16
Eva Killingsworth	October 16
Kimberly Giancola	October 22
Sonja Daniel	October 23
Stephanie Bommarito	October 24
Sue Woods	October 29

MEMBERSHIP

I hope you all are doing well and keeping busy. Thank goodness for this quilting because when in doubt I start sewing. I've been following Alex Anderson on The Quilt Show and have finished my top from her first session. We are just about to start a basket quilt and since I've never done one thought I would try it too. I love being able to see a lot of you on the different Zooms that we have been having...General Meetings, Workshops, Sew-ins and Happy Hour. We're looking forward to that someday when we can all be together again.

Luann Jaffe
Membership Chairperson



PHILANTHROPY

We're getting ready for the **WQ Annual Day of Giving** in November. The event will be held via Zoom over two days to give everyone an opportunity to join the fun.

Saturday, November 7, 10am – 1pm

Saturday, November 21, 1pm – 4pm

Thanks to **Sewing Arts Center** owners Julie and Rachel Marquez, we have TONS of fabric to make philanthropy quilts this year. Like last year, Julie and Rachel have generously donated to WQ to help us to make quilts for those less fortunate than we are. THANK YOU, THANK YOU, THANK YOU!!! Batting is also on the way.

In this pandemic environment, we need to know how best to proceed with our event. If you haven't done so already, please email Del Walker at quilterdel@aol.com and let her know your responses to the following questions.

1. Do you prefer to work from your own stash to create quilt tops?
2. Do you need backing or batting? Fabric for quilt tops?
3. If you need supplies, are you comfortable having a package left at your home?
4. Do you need more inspiration to generate a philanthropy quilt? (other than the Star block or patterns using 5" squares in the newsletter)
5. Do you need someone to quilt or bind your quilt top?

We will do our best to accommodate your needs, including precutting squares and dropping off fabric or kits at your doorstep! As we all know, a quilt is a very special gift, so please consider joining us in making some quilts for the many who are in need this year.

A big thanks to the Program Committee, Del, Pat, and Cindi who are helping us plan for this event!

Thank You from A Child's Dream

A note from Cassandra Steptoe-Sampson, Founder and Executive Director of A Child's Dream:

Westside Quilters are Dream Makers!

Thank you again for the wonderful opportunity to share the heart and passion of Westside Quilters with under-served families during this pandemic; I am humbled by your support more than you know.

Our Back to School Outreach held at Mar Vista Gardens Public Housing was not an option; it was a mandate. We provided backpacks, filled with school supplies, personal hygiene products, socks, face masks and more to over 700 school-age children. Thank you for the incredible support that A Child's Dream-CA has received for our families attending our August 15th Back to School Outreach event. Please know that the labor of love and compassion expressed by the Westside Quilters through each unique quilt continues to humble me (families are overwhelmed when they receive their quilt).

Attached are a few photos of families, living in the public housing; families were overwhelmed by the details and the story that each quilt told.

A Child's Dream CA Back to School Outreach 2020



Stay safe and strong,

Virginia Marshall, Lisa Drew, and Nancy Kawahara
Philanthropy Committee



TREASURER

Karynn Dittmar, Treasurer

OPENING BALANCE AS OF 6/1/20		6816.25
INCOME		
Membership Dues / Donations	4350.00	
Workshop Fees	590.00	
Bank Adjustment	0.00	
Guest Fees	0.00	
Fabric Sale Fundraiser	0.00	
Amazon	32.20	
TOTAL INCOME		4972.20
EXPENSES		
Workshop Expense	3223.48	
General Meeting Expense	0.00	
Charitable Contributions	0.00	
Administrative Expenses	34.30	
Membership Expenses	1914.00	
SCCQG Insurance	280.75	
Website	225.25	
PO Box Rental	168.00	
Philanthropy / Ed. Expense	200.00	
Printing / Promotion / Admin.	0.00	
Square Up Fees	33.77	
Government Fees	20.00	
TOTAL EXPENSE		6099.55
NET INCOME		1127.35
CLOSING BALANCE as of 9/26/20		5688.90



WEBSITE and Social Media:

Screenshots from our latest event - Saturday, September 26th's Sew-in are now up on the WQ Website at www.westsidequilterslosangeles.org.

Hope you are all enjoying the Weekly Update emails. Please remember to send photos of your completed quilts to Sally Wright at westsidequilters@yahoo.com to be included in the Update and on the WQ Facebook page.

Sally Wright
Website and Social Media Manager.



Easy Money for WQ:



<https://smile.amazon.com/ch/27-3145733>

Support Westside Quilters when you shop on Amazon by clicking on this link. Please make sure you are logged into your smile account. Amazon Smile is a free program and you'll find the same low prices, vast selection and convenient shipping options as Amazon.com and Amazon will make a donation to Westside Quilters

If you have any problems, please contact Karynn Dittmar, Treasurer.



Calls for Entry, October 2020

As we have learned recently most shows and exhibits this summer have either been cancelled or postponed. The IQA Judged show that is the centerpiece of Houston Quilt Festival has also been cancelled, but there will be a virtual Festival in December. Road to California announced last week a hybrid plan with more details to be published soon. Before sending off your entry to any show, double check to make sure that the event is actually taking place.

For some great information from a veteran on how to get your work shown see this blog entry from Sue Bleiweiss <https://suebleiweiss.blog/2018/06/14/getting-your-work-out-there/>

I also recommend this blog post from Lyric Kinard on how to choose venues to display your work - <https://lyrickinard.com/2019/05/showing-your-work-choosing-venues/> In fact, there is a whole series of blog posts on getting your work out there that is well worth your time.

Here are some suggestions for quilt entry photography from International Quilt Festival.

PHOTOGRAPHING YOUR QUILT FOR SUBMISSION

Continuing our notifications for ways to display your quilts and textile pieces to a wider audience... Entering shows is not difficult, but to begin here are a few guidelines:

- Always make sure you read everything in the call including the calendar, requirements, rules, etc. Especially the rules! Will save headaches and disappointment later on.
- Keep a record on your entries so you won't be caught with a quilt needing to go two places at once. Having to remove a quilt from a show or exhibit because you misread the exhibition dates is a no-no. Ask me how I know...
- Having a great photo of your quilt - straight on, in focus, not on a bed or held up showing hands and feet, super important. There is lots of great info on quilt photography on line. Google!
- Don't be intimidated or depressed by a rejection! There are lots of different reasons why a quilt doesn't fit into a specific show. It is usually not because your quilt is bad!

The calls below are just a sample of the many opportunities out there. For more search "Fiber Art Calls for Entry" or "Quilt Calls for Entry"

Around the country and the internet this and fall and into winter 2021:

Road to California has just announced, sadly, that there will be no quilt competition at the January, 2021 show. Matt Reese says they cannot ask their usual sponsors for participation during this difficult economic time. While they still hope to have some kind of on site event, they are hedging their bets with virtual content as well.

QuiltCon 2021 <https://www.quiltcon.com/about-quiltcon>. QuiltCon sponsored by the Modern Quilt Guild will be virtual only in 2021. Online entry for the quilt competition begins September 20th and the *final date for entry is November 30, 2020*

Here and Now/ Now and Then: A SAQA regional exhibit for Southern California/Nevada Members. <https://www.saqa.com/events/calls-entry/regional-calls-entry>. The Prospectus has been revised to include smaller pieces with a longer timeline.
Entry Deadline October 7, 2020.

AQS Daytona Beach. <https://www.quiltweek.com/contest/> *Entry Deadline October 16.*

Princess Diana Cherrywood Challenge 2020

<http://cherrywoodchallengeentry.com>

The Diana Challenge has been postponed a year due to Covid 19. Cherrywood plans to continue to tour The Bob Ross Challenge through 2020 and early 2021 due to so many venue cancellations this year. The new entry deadline for the Princess Diana Challenge is December 31, 2020. The fabric bundles are still available for purchase.

The challenge is to take inspiration from Diana, Princess of Wales, to create your own unique quilt using a limited color palette: pink and white. You are encouraged to push yourself creatively, think outside the box and create new fiber art. The contest is open to anyone and everyone. All the quilts are the same color, fabric, size and theme.

Sacred Threads 2021 July 15-25, 2021 in Herndon, VA

http://www.sacredthreadsquilts.com/html/callForEntries.html?mc_cid=bbf0e2152d&mc_eid=69f255fb2b

This biennial exhibition was established to provide a venue for quilters of all faiths who see their work as a connection to the sacred and/or as an expression of their spiritual journey. The first exhibit was held in 2001 and the exhibit is held in the summer of odd numbered years. The Call for Entry opens October 1. *Entry Deadline is January 10, 2021*

A Better World: envisioning the future (IQF Houston, TX)

Entry Deadline Spring 2021

The world is changing on every level, and as we navigate these challenging times, we will have important decisions to make about what our post-corona world will look like. Can we work for cleaner air and water, less carbon dioxide, and cleaner energy supplies? Can we help the millions of people worldwide who do not have enough to eat, or adequate shelter? Can we work for racial and gender equality, and living wages? Can we help those with mental health issues, disease and disabilities? Can we wage peace instead of war? Think about the changes you would like to see in the world, and start planning a piece to enter. We can't wait to see what you create!

Susan Brubaker Knapp and Lyric Kinard are curating this show now postponed to Quilt Festival Houston 2021. This change should give you lots of time to work on a piece to enter next spring. And with everything that is happening right now in the world because of the corona virus, what better time to "envision the future"?



Questions? Contact Sally Wright at sally@sallywrightquilts.com





A NEIGHBORLY GUILD CALENDAR

October 2020	
October 2 & 3 Westside Quilters www.WestsideQuiltersLosAngeles.org	<u>Lyric Montgomery Kinard</u> Program: Elements of Art Workshop: "Bead It Like You Mean It"
October 7 Santa Monica Quilt Guild www.santamonicaquiltguild.org	<u>David Owens Hasting</u> Virtual Meeting
October ??? Simi Valley Quilt Guild www.simivalleyquiltguild.org	
October 12 LA Modern Quilt Guild www.LAMQG.org	<u>Mary Fons</u> Speaker-
October 14 & 17 Glendale Quilt Guild www.glendalequiltingguild.org	<u>Misty Cole</u> Program: Poison bottle Quilt" Workshop Poison bottle Quilt
October 18 African American Quilters of Los Angeles www.easysite.com/aaqla	<u>Meeting</u> – third Sunday of the month
October 24 South Bay Quilters Guild www.southbayquiltersguild.org	<u>Amy Friend</u> Workshop: Magic Spark Quilt
November 2020	
November 4 Santa Monica Quilt Guild www.santamonicaquiltguild.org	<u>Karen Combs</u> Virtual Meeting
November 7 & 21 Westside Quilters www.WestsideQuiltersLosAngeles.org	<u>Philanthropy Day – Giving ffor Thanksgiving</u> Sew Days
November 9 LA Modern Quilt Guild www.LAMQG.org	<u>Meeting</u> -
November 17 South Bay Quilters Guild www.southbayquiltersguild.org	<u>Meeting</u> 3 rd Tuesday of the month
November ??? Simi Valley Quilt Guild www.simivalleyquiltguild.org	
November ??? Glendale Quilt Guild www.glendalequiltingguild.org	
November ??? African American Quilters of Los Angeles www.easysite.com/aaqla	<u>Meeting</u> – third Sunday of the month
November ??? Orange County Quilters Guild www.orangecountyquiltersguild.com	

At Home and Surfing the Internet

(temporarily replacing OUT AND ABOUT)

Extreme Quilters virtual quilt show, a group of talented ladies located in the Thousand Oaks/Newberry Park area <http://www.extremequilters.com/covid-challenge/>

Quilting Daily quilt competition winners? https://www.quiltingdaily.com/pieces-of-the-past-quilting-competition-winners-and-finalists/?utm_content=buffer07e68&utm_medium=referral&utm_source=facebook.com&utm_campaign=qd-csi-fb&fbclid=IwAR1I9CE_6suGd7TTJjJMDkyc2vaEJTKmTB_iQB_8J0mCBX2VFExd2yyi5PY

International Quilt Festival - dates for the Quilt Festival online December 3-5, 2020. https://www.quilts.com/?fbclid=IwAR1I9CE_6suGd7TTJjJMDkyc2vaEJTKmTB_iQB_8J0mCBX2VFExd2yyi5PY

Craft Napa class registration opens. Many of the classes were immediately sold out, but there will be second sessions announced. Get on the waiting list! <https://craftingalifellc.com>

Interested in an online class with **Carole Lyles Shaw**? They are scheduled in October. <https://carolelylesshaw.com/online-quilt-classes/>

SAQA Benefit Auction is underway! Almost 500 12"x12" quilts. Great eye candy. Auction continues on Handbid.com until October 4th. <https://www.saqa.com/auction>

Textile Talk on YouTube <https://www.youtube.com/playlist?list=PLXsBpWjk3xVCTzucHkrU3ly5NILa7mW3f>

Need a new free pattern? Here's a tutorial from Jenny Down. https://www.youtube.com/watch?v=P-lafuCbKFc&feature=youtu.be&fbclid=IwAR06mY1jS_udrQQNSxGablw8VKWVYUGNwSfBGk7FAqDHu_Ytp2Kmnok0X_Y

For all you knitters and crocheters: **Stitches has gone virtual.** https://stitches.events/?fbclid=IwAR17QzFZ_qvpi7VAxfTw_-CTs3CdP_5sXjsHXnsgX-ILD1BCQAOASZGi4ZQ

Want to take an **online class with Jean Wells**? <https://stitchinpost.com/pebbles-rocks-stones-2-online-jean-wells>

Story Quilts by Rumi O'Brien <https://sohe.wisc.edu/research-development/centers-of-excellence/cdmc/design-gallery/2019-20/past-exhibitions/2016-17/crossing-mountains-and-other-adventures-story-quilts-by-rumi-obrien/>

If you have Acorn from Amazon Prime - a new show about reconstructing period costume. https://www.amazon.com/A-Stitch-in-Time/dp/B07QB4VJDP?fbclid=IwAR2lr9-gk1YoDYKuYaV-cjqf9XFpQa_1DvUJC6uhQKBvYzyjR7cPe2ap6h8

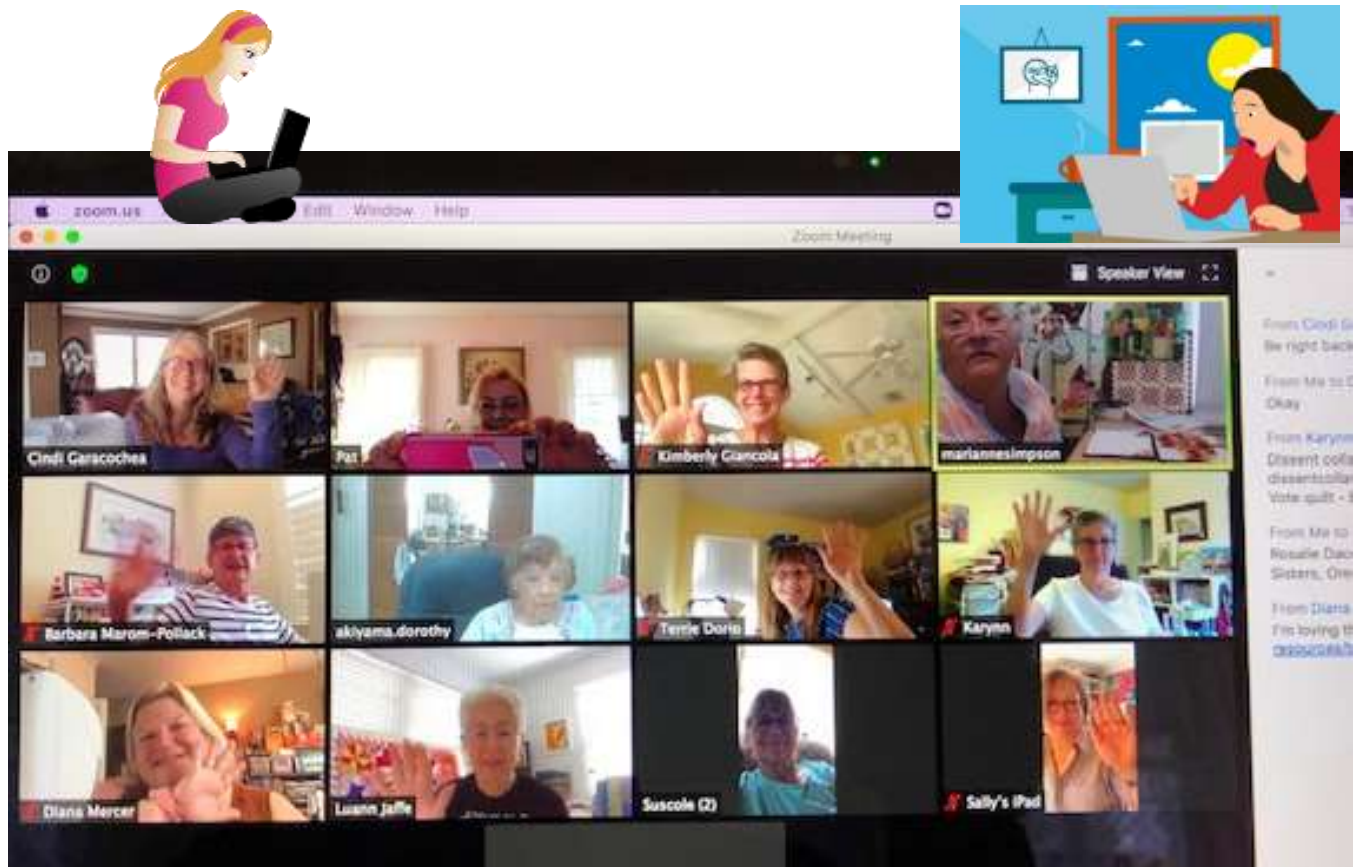
Enjoy this catalog from another **SAQA exhibition "Under the Western Sun"** https://issuu.com/saqaart/docs/under_the_western_sun_catalog-small?fbclid=IwAR3e5Ppg3GZBldKw8ngPe0Ldr48-eJmkgey-ebR4LihO-J3WdBBQalkGBRM

See the Speaker Calendar of the Southern California Council of Quilt Guilds for additional events. Go to www.sccqg.org scroll down to the bottom of the homepage and click on the box "Speakers" and see other SCCQG guilds and speakers into 2020



WQ Friday Evening, September 26th Zoom Happy Hour...

Make sure to join us for the next one! Email with date, time and Zoom ID link will be sent to all WQ members, watch your email in basket.



WQ Member Articles and News:

Westside Quilters Happy Hour

By Pat Karasick

This gathering has proved to be very popular. Programs Co-chairs have decided that the last Friday of each month is Happy Hour, 5 p.m. – 6 p.m. Friday, October 30 will be our next one.

The beverage is your choice, some of us indulge in cocktails, some just water. No judgement.

Last month a theme about thread involved organically with a great sharing of information.

Next month you are invited to come in costume or a fancy mask. This invitation goes out to all Westside Quilters. Last month we had 15 come, lots of opportunities to chat. If our group gets too big, Del Walker can put us in breakout rooms of smaller groups.


Each week, Program Co-chairs learn more about technology and what guilds are doing across the United States. You can look forward to some surprises with prizes coming to you, but you have to sign up for classes, sew-ins, and happy hours in order to play. We are mixing things up with paid and unpaid events, workshops and stand-alone lectures.

On tour in Cuba, I learned how to make the ultimate mojito made with white rum. So easy, and refreshing: The bar was 6 flights up, but so worth the hot, sweaty walk up. The bar was an open on the roof. It's hot still be feel like you are in Cuba- so if you want to indulge:

In a tall glass mull *some mint leaves and teaspoon of superfine sugar. Fill the glass with ice, add 1 oz. of rum and fill glass with sparkling water.

*Mull means to mash up the leaves with the sugar. Some recipes use a simple syrup.

While we can't travel there, we can drink like we are there. Enjoy!



Thread Twist Matters In Hand Sewing

By Vicki Bohnhoff

Thread is manufactured with twisting fibers together and hence there is a direction to that twist. When hand sewing it is important to thread the needle and use that twist to your advantage. Think of how you thread your machine with the spool at the top, guiding the thread through the tension guide, take up hook, and finally through the needle. Then you begin to sew making stitches that pull from the spool and bobbin. The same thread direction is true for hand sewing. Here is the process: Thread your needle and make a knot. Pull off the length you desire and cut the thread from the spool. Fold the cut end back on itself with the knotted tail longer than the cut end. Begin to sew by hand. You will find that the thread twist will be helpful since it will not get tangled. There will probably be no need to add a thread tamer of bees wax or silicone. You shouldn't have to dangle your thread and watch it spin and unwind before taking more stitches. The twist will be working for you. Enjoy your hand stitching.

Vicki Bohnhoff



Pre-Covid Quilting/Sewing Class at Patrick Henry Middle School

By Sue Woods

This article is follow-up to a request and questions as to what the middle school kids at Patrick Henry Middle School in Granada Hills (LAUSD) are doing and the question “Do you still have the class?”

The middle school Quilting/sewing class that I work with includes two periods of 6th-8th graders. The class begins with basics: threading a needle, using an iron, learning the basic safety and operations of a sewing machine, scissors and the rotary cutter. After the students have progressed through these basic steps they move on to a variety of projects. Throughout the course, skills are emphasized that include safety, accuracy in measuring, cutting and creativity. For some of the projects the students select pre-packaged fabric that the teachers put together.

The projects:

1. A pin cushion made from 5” squares and hand-sewn.
2. A nine-patch pillow made with 5” squares.
3. A draw-string bag made of 5” squares and lined. The students choose their own fabrics for this one out of the various scraps left over from other projects.
4. A quilt sampler that includes two student-designed blocks that must include using a triangle in at least one block. These blocks are 3 ½” blocks with corner stones and borders.
5. A checkerboard using strip piecing.

Students who finish the assigned projects and still have time left in the semester can choose an independent project to work on – a stuffed turtle, a knitting project, a stuffed teddy bear, a denim shoulder bag, a pillowcase, a small bag with a zipper etc. During the fall semester, some of the students choose to make a Christmas sock or a table runner.

For each of the assigned projects the students select from a supply of “baggies” that contain the appropriate fabrics for the specific project that have been assembled out of donations – fabric, gift cards, PTA financial support... donations, donations, donations. (Thank you Westside Quilt Guild for supporting this class!) If you would like more information re: donations please contact me at smwoods2@socal.rr.com



Susan B. Anthony Was Arrested For Voting

By Betsy (Janet) Barker

Susan B. Anthony was arrested for attempting to vote in 1872 and afterwards [wrote this letter to Elizabeth Cady Stanton](#). Anthony spent the rest of her life fighting for voting rights for women, but it wasn't until many years after her death that the Nineteenth Amendment became law in 1920. Even today, problems with the voting process have restricted who can take part in this precious national right.

An [original quilt by Anthony](#) in a LeMoyne star pattern was made as a wedding present for her sister Hannah. Anthony made this [LeMoyne Star quilt](#) at age 15, even though the 8-pointed star pattern is quite complex.

The second post on the same web page explains how "Susan B. Anthony's Quilt Fools the Eye". A close-up view shows that [more than 16 fabrics](#) were used as part of the basic tan, white, and blue color plan.

Anthony's [home in Rochester, New York](#), is still collecting blocks for their 2020 centennial quilt challenge called ["Stitching Together Women's Suffrage"](#). Each block will contain the [colors of the suffrage movement](#), and instructions are available on the "Stitching" website.

MORE RESOURCES:

[Women's Suffrage Textile Talk](#)

[History, Fashion, Music and Art of Women's Suffrage](#)

[Deeds Not Words book and Commemorative Fabric \(EQuilter\)](#)


[The Vote - American Experience on PBS](#)

American Experience, "The Vote" Parts 1 and 2, Season 32, Episodes 9 and 10, available on PBS.

Thanks!

Stay safe,

Betsy (Janet) Barker
Interactive Media Development
Quilt Artist



Calling All Quilts

By Stephania Bommarito

SCCQG 2021 Road to California Quilt Conference Special Exhibit
"Sharing Our Quilts"

The "Sharing Our Quilts" exhibit is designed to be a showcase for recent (2019-2020) quilts that you have, or you are producing. There is no specific theme or topic, or size limitation. The plan is to share treasured styles of quilting or patterns you relish. This exhibit is all about Southern California quilts created by members of SCCQG Member guilds. There is still plenty of time to enter as the **deadline is November 1, 2020**. The Call for Quilts and Entry Form are posted on the SCCQG website.

Questions may be sent to Stephania Bommarito by email quiltwizard1024@gmail.com

Featured WQ Member:

Terrie Dorio

Member since August 2017

When did you start quilting? Why?

My first quilt class was with Mary Ellen Hopkins at her store Crazy Ladies in Santa Monica sometime in the mid to late 1980s. I was working up the street at the library branch on Montana Ave and had been interested in quilting for awhile so I dropped into the store one day. Signed up for that first class and I was hooked - on quilting and on Mary Ellen's personality!

What types do you make?

My first love is quilts using 19th century reproduction fabrics. I just love these fabrics. But more and more I have been attracted to modern quilts and fabrics.

How often do you quilt? What time of day?

I try to quilt almost every day in the morning.

Why did you join Westside Quilters?

After retiring I finally had time to join a guild. I also was interested in broadening my knowledge of all types of quilting. And I haven't been disappointed.

Who are your favorite teachers and lecturers?

I've enjoyed all the teachers and classes I have taken. All have taught me something I could use later.

What are your favorite workshops or conventions in the past?

I've really enjoyed the classes I have taken at Asilomar, probably because of the length of the workshops. And the location. Road to California is a favorite. I would love to go the Houston and Paducah shows some day too.

Where does your inspiration come from?

I think from the wonderful fabrics available these days. I also love looking at all the great quilts other quilters have made.

Tell us your favorite quilt story about receiving or giving a quilt

Every year my grandmother would make me a dress for the first day of school. She saved fabric from those dresses and made a quilt for me for a wedding present. The quilt was done before I graduated from high school but I had to wait through that, my college graduation, turning 21, and getting a masters before I finally got the quilt. She was determined it would be a wedding gift!



WQ Quilters' Showcase - Finished quilts from our members

Karynn Dittmar



Luann Jaffe quilt-along with Alex Anderson



Diana Mercerr



Marianne Simpson



Pat Karasick



Editor's Note:

Quilt lover, quilt appreciator, family member who quilts, or maybe she quilts??? That's what went through my mind while watching Hawaii Senator Mazie Hirono being interviewed on a TV news show the other day. The background where she sat looked like a living room wall above a neutral colored couch and hanging on the wall were 3 Art Quilts, one definitely in a Cindy Grisdela style! Googling Hirono to find out if indeed, was she a quilter, only lead to her hobbies listed as art, ceramics, E-Reader, and internet scrabble. So, the identity of the quilter or quilters who made those 3 beautiful quilts continues.

A few years ago, there was a nice LA Times newspaper article about LA County Supervisor Gloria Molina (now retired) who said she enjoyed quilting as a way to relax. Supervisor Molina is part of a quilting group, called Las Pulgas which much like Westside Quilters hosts workshops to make quilts for children in hospitals. Molina is quoted saying "quilting with friends is a therapeutic activity in contrast to her busy job as county supervisor".

I think it can be said that quilting during this pandemic is a therapeutic activity and getting together via Zoom is an added bonus. Hope to see you all at the October 3rd general meeting, as we learn about "Elements Of Art For Every Quilter" as Lyric Kinnard shares her experiences. Sounds good to me.

Stay Safe and Healthy.....
Happy Stitching,



Debbie Nussbaum
Newsletter Editor



Westside Quilters Executive Board meeting, September 6, 2020

WQ President Marianne was absent so Vice-President Barbara welcomed everyone at 1:00.

Treasurer: Karynn said all is up to date in the bank account.

Membership: Luann reported that there are now 71 members. Members who did not renew will be removed from the membership list on September 15.

Website: Screenshots from the last Sew-in are up on the website. Everyone thanked Sally for the weekly emails of fun quilty and textile articles to check out.

Newsletter: Articles for the next newsletter are due September 25.

Philanthropy: The Philanthropy Sew-in will be on November 7. The Board discussed how many hours it should be and decided to have the meeting in two parts - Part A on Nov. 7 from 10-1 and a follow up Part B at the monthly Sew-in on Nov. 21 from 1-4.

Programs: Everyone agreed that Jane Haworth's lecture was enjoyable and informational. WQ's next workshop will be "Bead It Like You Mean It" presented by Lyric Kinard on Oct. 2. She will also be the featured speaker at Westside Quilters' Quarterly meeting on Oct. 3. There will be a virtual Quilters' Showcase again too.

The annual Holiday Tea will be on Dec. 5 and the Board discussed having some kind of game for entertainment.

New Business: The next Board meeting will be Oct. 10 at 10:00.

Meeting adjourned at 2:00.

Submitted,

Terrie Dorio, Secretary



Next Executive Board Meeting

The next meeting of the Executive Board will be held, October 10, 2020
 All members of Westside Quilters are welcome to attend with prior notice to
Pres@WestsideQuiltersLosAngeles.org.

<p><i>Our Mission</i> A new kind of guild organized for educational and charitable purposes; to promote cooperation and the exchange of ideas among quilters; to instruct members in methods and techniques of traditional and contemporary creative quilting; to serve mini-groups and their philanthropic endeavors within the community; to inspire personal achievement.</p> <p>Officers 2020-2021</p> <table> <tr><td>President</td><td>Marianne Simpson</td></tr> <tr><td>Vice President</td><td>Barbara Marom-Pollack</td></tr> <tr><td>Secretary</td><td>Terry Dorio</td></tr> <tr><td>Treasurer</td><td>Karynn Dittmar</td></tr> <tr><td>Program</td><td>Pat Karasick, Del Walker, and Cindi Garacochea</td></tr> <tr><td>Membership</td><td>Luann Jaffe</td></tr> <tr><td>Newsletter</td><td>Debbie Nussbaum</td></tr> <tr><td>Philanthropy</td><td>Nancy Kawahara, Virginia Marshall, and Lisa Drew</td></tr> <tr><td>Website Manager</td><td>Sally Wright</td></tr> </table> <p>Appointed Positions</p> <table> <tr><td>Hospitality</td><td>Kim Ryan, Matt Randall</td></tr> <tr><td>Meeting Set-Up/Take-Down</td><td>Marianne Simpson Lisa Drew and Sonja Daniel</td></tr> <tr><td>Photographer</td><td>Sally Wright</td></tr> <tr><td>President Emeritus</td><td>Kim Ryan</td></tr> </table> <p>Mailing Address</p> <p style="text-align: right;">Post Office Box 641925 Los Angeles, CA 90064</p> <p>Website www.WestsideQuiltersLosAngeles.org</p>	President	Marianne Simpson	Vice President	Barbara Marom-Pollack	Secretary	Terry Dorio	Treasurer	Karynn Dittmar	Program	Pat Karasick, Del Walker, and Cindi Garacochea	Membership	Luann Jaffe	Newsletter	Debbie Nussbaum	Philanthropy	Nancy Kawahara, Virginia Marshall, and Lisa Drew	Website Manager	Sally Wright	Hospitality	Kim Ryan, Matt Randall	Meeting Set-Up/Take-Down	Marianne Simpson Lisa Drew and Sonja Daniel	Photographer	Sally Wright	President Emeritus	Kim Ryan	<p>Facebook We're on Facebook. Check out the banner on the WQ website home page (lower center).</p> <p>Amazon There is a boxed message in the lower center of our website home page giving a direct link to Amazon. By using this link, anything you purchase earns a 4% "dividend" paid directly to WQ. <i>This only works if you enter the Amazon website from the WQ website link.</i></p> <p>iGive.com This is another way to benefit WQ when shopping on the Internet. Here you need to register (the iGive.com logo appears in the lower center on the WQ website home page and links you directly to iGive.com). More than 800 Internet retailers participate (Barnes & Noble, Bed Bath & Beyond, Enterprise Rent-A-Car, Lancome -- to name a few). Follow the instructions at iGive.com.</p> <p>Non-Profit Status Westside Quilters is tax-exempt from Federal income tax under section 501(c)(3) of the Internal Revenue Code, and classified as a public charity under section 170 of the Code, according to the determination letter dated May 26, 2011 received from the Internal Revenue Service. The effective date of exemption is June 17, 2010. Donations to Westside Quilters are fully tax-deductible for individuals and other entities such as corporations, partnerships, trusts; Westside Quilters is qualified to accept tax deductible bequests and gifts or transfers of gifts.</p> <p>F.E.I.N. 27-3145733 (Federal Employer Identification Number)</p>
President	Marianne Simpson																										
Vice President	Barbara Marom-Pollack																										
Secretary	Terry Dorio																										
Treasurer	Karynn Dittmar																										
Program	Pat Karasick, Del Walker, and Cindi Garacochea																										
Membership	Luann Jaffe																										
Newsletter	Debbie Nussbaum																										
Philanthropy	Nancy Kawahara, Virginia Marshall, and Lisa Drew																										
Website Manager	Sally Wright																										
Hospitality	Kim Ryan, Matt Randall																										
Meeting Set-Up/Take-Down	Marianne Simpson Lisa Drew and Sonja Daniel																										
Photographer	Sally Wright																										
President Emeritus	Kim Ryan																										



**Happy
 Pandemic
 Halloween
 2020**

